

Blind Joints - Overview

For 8 Series (Slot Width 10mm) Aluminum Extrusions

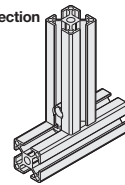
Features of Blind Joints

Connection inside of the extrusions provides good appearance.
Also convenient where interference inside of the corners are not desired or panels need to be inserted into the extrusion slots.

Bracket Connection



Blind Joint Connection



Product List

Product Name	Tapping Joints	Screw Joints	Center Joint
Product Photo			
Features	<ul style="list-style-type: none"> Tapping is not necessary. Most economical Blind Joints. 	<ul style="list-style-type: none"> Joint Plate enables secure and economical connection. 	<ul style="list-style-type: none"> Most standard Blind Joints usable with various types of aluminum extrusions.
Installation Diagram			
Material	JIS-SWCH18A	Steel or EN 1.4301 Equiv.	EN 1.4308 Equiv.
Representative Type	HTJ	HCJ	HMJ
Applicable Extrusion No.	5 6 8	5 6 8 8-45	5 6 8 8-45
Page	P660	P660	P662
Alterations (pages) required for extrusions	Wrench Hole P.759	Tapping / Wrench Hole P.757, 759	M Type Hole P.766

Product Name	Post-Assembly Insertion Double Joints	Single Joints	Pre-Assembly Insertion Double Joints	Parallel Joints
Product Photo				
Features	<ul style="list-style-type: none"> Connects securely at two locations. Tightest connection can be achieved of all Blind Joints. 	<ul style="list-style-type: none"> D type holes added on the extrusions do not penetrate to the flat surface. Blind Joints with very good appearance. 	<ul style="list-style-type: none"> Can be used for various applications such as to extend extrusions as well as mounting to plates. 	<ul style="list-style-type: none"> Extrusions can be connected in parallel.
Installation Diagram				
Material	EN 1.4308 Equiv. / EN 1.4301 Equiv.	Steel or EN 1.4301 Equiv.	EN 1.4401 Equiv. / EN 1.4301 Equiv.	EN 1.4308 Equiv., EN 1.4301 Equiv.
Representative Type	HPJN	HSJ	HDJSN	HLJ
Applicable Extrusion No.	5 6 8 8-45	6 8 8-45	6 8 8-45	5 6 8
Page	P663	P661	P663	P664
Alterations (pages) required for extrusions	M Type Hole P.766	Wrench Hole / D Type Hole P.759, 764	S Type Hole P.765	L Type Hole P.767

Blind Joint Components

Tapping Joints / Screw Joints for 8 Series (Slot Width 10mm) Aluminum Extrusions

For details of fastening method, see P602-603.
Alterations necessary to use this component

Wrench Hole
P.759

Tapping
P.757

Features: Necessary alteration is only for wrench holes. Most economical Blind Joints. Dedicated Torx Bit is required for tightening.

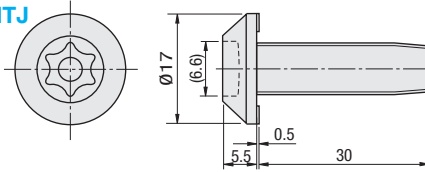
Tapping Joints

(Reference) Corner section when using this joint



RoHS 10

HTJ




Tapping on the extrusion is not necessary.

Material: JIS-SWCH18A (Carburized)
Surface Treatment: Trivalent Chromate
* JIS-SWCH18A (Cold Forged Carbon Steel Wire)

ex

Example HBLCS5-B
⑧ HFS8-4040-1000-LCV
Length (Optional)



Part Number	Type	No.	Torx Bit	Applicable Extrusion (Pilot Hole Dia.)	Proper Tightening Torque (Max.)	Unit Price 1~99 pc(s).	Volume Discount Rate 100~200
HTJ		8	HTJXL40	Ø10.5	74N·m		

For orders larger than indicated quantity, please check with WOS.

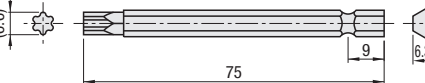
Applicable Extrusion No.	[Exception] Extrusion Not Available
8-4040* 8-4080 8-40120 8-40160	* Curved HFSR8-4040 is not applicable since wrench holes cannot be added.

Torx Bit



RoHS 10

HTJXL



Material: EN 1.6511 Equiv.

Features: Cost saving blind joints. Including Rotation Stoppers.

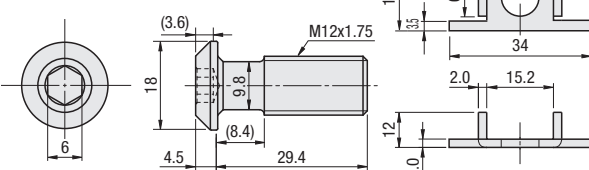
Screw Joints



RoHS 10

H CJ (Trivalent Chromate)

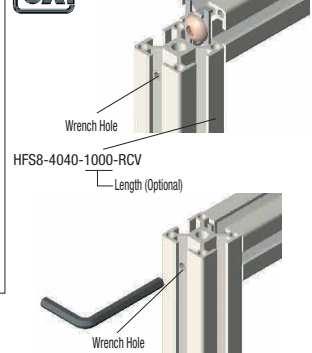
A Screw



Type	Components	Material	Surface Treatment
H CJ	Screw	EN 1.7220 Equiv.	Trivalent Chromate
	Joint Plate	EN 1.0330 Equiv.	Trivalent Chromate

ex

Example HBLCS5-B



Part Number	Type	No.	Components	Unit Price 1~99 pc(s).	Volume Discount Rate 100~200	Ordering Example	Part Number
H CJ		8	A Screw M12 B Joint Plate 8				HTJ8

Applicable Extrusion No.	[Exception] Extrusion Not Available
8-4040* 8-4080 8-40120 8-40160	* Curved HFSR8-4040 cannot be used, because Wrench Hole Machining is not allowed.

Features: Screw joint installable without alterations. (Wrench holes are necessary on the mating extrusion.)

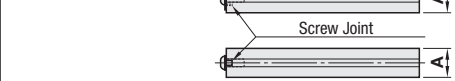
Aluminum Extrusions with Built-in Screw Joints



RoHS 10

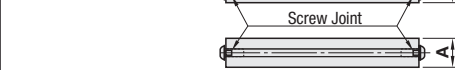
JFSC8-4040L

(Left End Face Screw Joint Pre-Inserted Type)

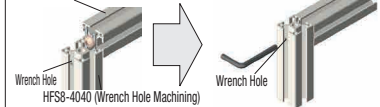


JFSC8-4040W

(Both End Face Screw Joints Pre-Inserted Type)



Wrench holes are necessary on the mating extrusion. JFSC8-4040L



Part Number	Joint Component	L 0.5mm Increment	Extrusion	Built-in Joint Component	Quantity	A	Required Wrench for Tightening	Extrusion Unit Price Less than 300mm 300mm or more	Joints, Others
JFSC	8-4040	100~4000	HFS8-4040 (P631)	H CJ8	1 2	40	For M12		



Alteration with Screws * Alterations only on this page are available.

Alterations	Code	Spec. Extrusion	Spec. Tap	Depth
Right End Face Tapping Applicable to Left End Pre-Inserted Type only.	RTP Right End Face Tapping	8-4040	M12	36

Alterations	Code	Spec. Extrusion	Spec. H	Spec. Hole Dia.
Right End Face Wrench Hole Applicable to Left End Pre-Inserted Type only.	RCH RCH RCV	8-4040	20	8